

Oldham couplings

with grub screw

SPECIFICATION

Bore codes

- Type **B**: without keyway
- Type **K**: with keyway (from $d_1 = 20$)

Hub

Aluminum **AL**

anodized, natural color

Spacer

Plastic (Polyacetal) **POM KU**

temperature resistant up to 80 °C

Grub screws

- Steel, blackened
- for $d_2 / d_3 \leq 4$, one grub screw
- for $d_2 / d_3 > 4$, two grub screws

Temperature range: -20 °C up to +80 °C



INFORMATION

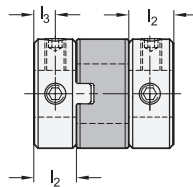
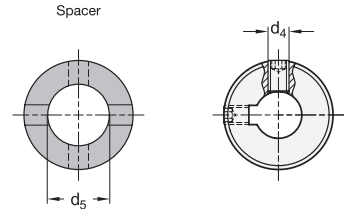
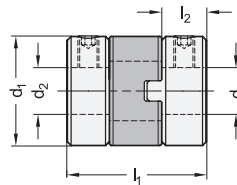
Oldham couplings GN 2243 can compensate for large lateral shaft misalignments while transmitting high torques. As a result, they are used in applications with a focus on pure torque and power transmission associated with high lateral shaft misalignments.

The use of grub screws for clamping and the simple plug-in installation make oldham couplings very easy to assemble. They are suitable for a diverse range of applications and are used in general machine construction in packaging machines and pumps.

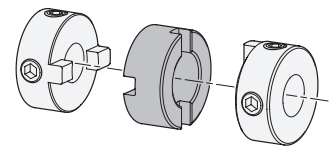
With the bore code K, the keyway is always integrated into both bores d_2 and d_3 .

TECHNICAL INFORMATION

- Keyway P9 DIN 6885 (see page A16)
- ISO-Fundamental Tolerances (see page A21)
- Elastomer characteristics (see page A32)



Assembly instruction




TECHNICAL VALUES


d1	Rated torque in Nm*	Max. torque in Nm*	Max. speed (min ⁻¹)	Moment of inertia in kgm ²	Static torsional stiffness in Nm/rad	Max. shaft misalignment	
						lateral in mm	angular in °
8	0.5	1	78.000	7.4×10^{-9}	12	0.7	3
12	1	2	52.000	5.3×10^{-8}	60	1	3
38	1.6	3.2	42.000	1.4×10^{-7}	80	1	3
20	3.2	6.4	31.000	5.7×10^{-7}	120	1.2	3
30	15	30	21.000	5.4×10^{-6}	530	2	3
38	28	56	16.000	1.6×10^{-5}	1500	2.5	3

* Load fluctuations are not taken into account

GN 2243-B

Description	d1	d2 - d3 H8 recommended shaft tolerance h7	d4	d5	l1	l2 recommended shaft insertion depth	l3	Tightening torque of the screw in Nm ≈	
GN 2243-8-B2-2-AL-KU	8	2-2	M 2	3.1	9.6	2.5	1.3	0.3	3
GN 2243-8-B2-3-AL-KU	8	2-3	M 2	3.1	9.6	2.5	1.3	0.3	3
GN 2243-8-B3-3-AL-KU	8	3-3	M 2	3.1	9.6	2.5	1.3	0.3	3
GN 2243-12-B4-4-AL-KU	12	4-4	M 3	5.2	14.2	3.9	2	0.7	3
GN 2243-12-B4-5-AL-KU	12	4-5	M 3	5.2	14.2	3.9	2	0.7	3
GN 2243-12-B5-5-AL-KU	12	5-5	M 3	5.2	14.2	3.9	2	0.7	3
GN 2243-15-B4-4-AL-KU	15	4-4	M 3	8.2	16	4.4	2.2	0.7	6
GN 2243-15-B4-5-AL-KU	15	4-5	M 3	8.2	16	4.4	2.2	0.7	6
GN 2243-15-B4-6-AL-KU	15	4-6	M 3	8.2	16	4.4	2.2	0.7	6
GN 2243-15-B5-5-AL-KU	15	5-5	M 3	8.2	16	4.4	2.2	0.7	6
GN 2243-15-B5-6-AL-KU	15	5-6	M 3	8.2	16	4.4	2.2	0.7	6
GN 2243-15-B6-6-AL-KU	15	6-6	M 3	8.2	16	4.4	2.2	0.7	6
GN 2243-20-B6-6-AL-KU	20	6-6	M 4	12.2	21.4	5.8	2.9	1.7	11
GN 2243-20-B6-8-AL-KU	20	6-8	M 4	12.2	21.4	5.8	2.9	1.7	11
GN 2243-20-B6-10-AL-KU	20	6-10	M 4	12.2	21.4	5.8	2.9	1.7	11
GN 2243-20-B8-8-AL-KU	20	8-8	M 4	12.2	21.4	5.8	2.9	1.7	11
GN 2243-20-B8-10-AL-KU	20	8-10	M 4	12.2	21.4	5.8	2.9	1.7	11
GN 2243-20-B10-10-AL-KU	20	10-10	M 4	12.2	21.4	5.8	2.9	1.7	11
GN 2243-30-B8-8-AL-KU	30	8-8	M 4	16.2	32.5	10	5	1.7	40
GN 2243-30-B8-10-AL-KU	30	8-10	M 4	16.2	32.5	10	5	1.7	40
GN 2243-30-B8-12-AL-KU	30	8-12	M 4	16.2	32.5	10	5	1.7	40
GN 2243-30-B10-10-AL-KU	30	10-10	M 4	16.2	32.5	10	5	1.7	40
GN 2243-30-B10-12-AL-KU	30	10-12	M 4	16.2	32.5	10	5	1.7	40
GN 2243-30-B12-12-AL-KU	30	12-12	M 4	16.2	32.5	10	5	1.7	40
GN 2243-38-B12-12-AL-KU	38	12-12	M 5	20.3	40	12.1	6.1	4	76
GN 2243-38-B12-15-AL-KU	38	12-15	M 5	20.3	40	12.1	6.1	4	76
GN 2243-38-B12-20-AL-KU	38	12-20	M 5	20.3	40	12.1	6.1	4	76
GN 2243-38-B15-15-AL-KU	38	15-15	M 5	20.3	40	12.1	6.1	4	76
GN 2243-38-B15-20-AL-KU	38	15-20	M 5	20.3	40	12.1	6.1	4	76
GN 2243-38-B20-20-AL-KU	38	20-20	M 5	20.3	40	12.1	6.1	4	76

GN 2243-K

Description	d1	d2 - d3 H8 recommended shaft tolerance h7	d4	d5	l1	l2 recommended shaft insertion depth	l3	Tightening torque of the screw in Nm ≈	
GN 2243-20-K6-6-AL-KU	20	6-6	M 4	12.2	21.4	5.8	2.9	1.7	11
GN 2243-20-K6-8-AL-KU	20	6-8	M 4	12.2	21.4	5.8	2.9	1.7	11
GN 2243-20-K6-10-AL-KU	20	6-10	M 4	12.2	21.4	5.8	2.9	1.7	11
GN 2243-20-K8-8-AL-KU	20	8-8	M 4	12.2	21.4	5.8	2.9	1.7	11
GN 2243-20-K8-10-AL-KU	20	8-10	M 4	12.2	21.4	5.8	2.9	1.7	11
GN 2243-20-K10-10-AL-KU	20	10-10	M 4	12.2	21.4	5.8	2.9	1.7	11
GN 2243-30-K8-8-AL-KU	30	8-8	M 4	16.2	32.5	10	5	1.7	40
GN 2243-30-K8-10-AL-KU	30	8-10	M 4	16.2	32.5	10	5	1.7	40
GN 2243-30-K8-12-AL-KU	30	8-12	M 4	16.2	32.5	10	5	1.7	40
GN 2243-30-K10-10-AL-KU	30	10-10	M 4	16.2	32.5	10	5	1.7	40
GN 2243-30-K10-12-AL-KU	30	10-12	M 4	16.2	32.5	10	5	1.7	40
GN 2243-30-K12-12-AL-KU	30	12-12	M 4	16.2	32.5	10	5	1.7	40
GN 2243-38-K12-12-AL-KU	38	12-12	M 5	20.3	40	12.1	6.1	4	76
GN 2243-38-K12-15-AL-KU	38	12-15	M 5	20.3	40	12.1	6.1	4	76
GN 2243-38-K12-20-AL-KU	38	12-20	M 5	20.3	40	12.1	6.1	4	76
GN 2243-38-K15-15-AL-KU	38	15-15	M 5	20.3	40	12.1	6.1	4	76
GN 2243-38-K15-20-AL-KU	38	15-20	M 5	20.3	40	12.1	6.1	4	76
GN 2243-38-K20-20-AL-KU	38	20-20	M 5	20.3	40	12.1	6.1	4	76

